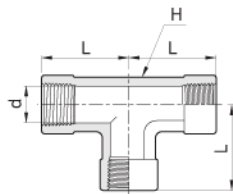


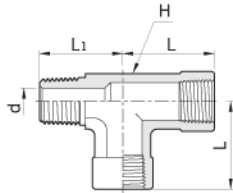
Tee
P-FT



Female NPT all ports.

Part No.	Pipe Size	L	d	H Width Across Flat	Pressure Rating			
					SS316 Carbon Steel		Brass	
					psig	bar	psig	bar
P - FT - 02N	1/8	24.0	8.9	12.7	6,500	447	3,200	220
P - FT - 04N	1/4	29.0	11.7	17.5	6,600	454	3,300	227
P - FT - 06N	3/8	34.5	15.0	20.6	5,300	365	2,600	179
P - FT - 08N	1/2	37.0	18.7	25.4	4,900	337	2,400	165
P - FT - 12N	3/4	46.5	23.5	31.8	4,600	316	2,300	158
P - FT - 16N	1	48.8	29.7	42.9	4,400	303	2,200	151

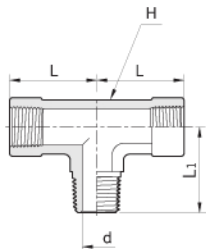
Run Tee
P-RT



Female to Male to Female NPT.

Part No.	Pipe Size	L	L ₁	d	H Width Across Flat	Pressure Rating			
						SS316 Carbon Steel		Brass	
						psig	bar	psig	bar
P - RT - 02N	1/8	24.0	19.6	4.8	12.7	6,500	447	3,200	220
P - RT - 04N	1/4	29.0	26.5	7.1	17.5	6,600	454	3,300	227
P - RT - 06N	3/8	34.5	28.2	9.6	20.6	5,300	365	2,600	179
P - RT - 08N	1/2	37.0	35.3	11.9	25.4	4,900	337	2,400	165
P - RT - 12N	3/4	46.5	39.6	15.7	31.8	4,600	316	2,300	158
P - RT - 16N	1	48.8	49.2	22.3	42.9	4,400	303	2,200	151

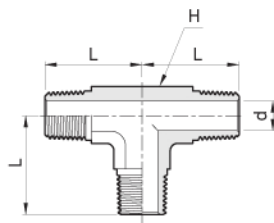
Branch Tee
P-BT



Female to Female to Male NPT.

Part No.	Pipe Size	L	L ₁	d	H Width Across Flat	Pressure Rating			
						SS316 Carbon Steel		Brass	
						psig	bar	psig	bar
P - BT - 02N	1/8	24.0	19.6	4.8	12.7	6,500	447	3,200	220
P - BT - 04N	1/4	29.0	26.5	7.1	17.5	6,600	454	3,300	227
P - BT - 06N	3/8	34.5	28.2	9.6	20.6	5,300	365	2,600	179
P - BT - 08N	1/2	37.0	35.3	11.9	25.4	4,900	337	2,400	165
P - BT - 12N	3/4	46.5	39.6	15.7	31.8	4,600	316	2,300	158
P - BT - 16N	1	48.8	49.2	22.3	42.9	4,400	303	2,200	151

Male Tee
P-MT



Male NPT all ports.

Part No.	Pipe Size	L	d	H Width Across Flat	Pressure Rating			
					SS316 Carbon Steel		Brass	
					psig	bar	psig	bar
P - MT - 02N	1/8	19.05	4.8	12.7	10,000	689	5,000	344
P - MT - 04N	1/4	24.50	7.1	12.7	8,000	551	4,000	275
P - MT - 06N	3/8	26.90	9.6	17.5	7,800	537	3,900	268
P - MT - 08N	1/2	33.20	11.9	20.6	7,700	530	3,800	261
P - MT - 12N	3/4	35.30	15.7	25.4	7,300	502	3,600	248
P - MT - 16N	1	44.50	22.3	31.8	5,300	365	2,600	179