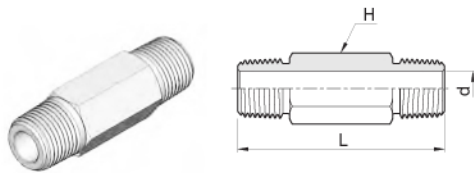


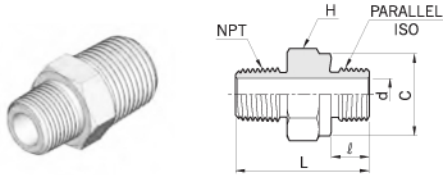
Hex Long Nipple
P-HLN



Male NPT Both Ends.

Part No.	Part Size	L	d	H Width Across Flat	Pressure Rating			
					SS316 Carbon Steel		Brass	
					psig	bar	psig	bar
P - HLN - 02N	1/8	38/50/65/75	4.8	11.1	10,000	689	5,000	344
P - HLN - 04N	1/4	38/50/65/75/100	7.1	14.2	8,000	551	4,000	275
P - HLN - 06N	3/8	38/50/65/75/100	9.7	17.4	7,800	537	3,900	268
P - HLN - 08N	1/2	50/75/100/150	11.9	22.2	7,700	530	3,800	261
P - HLN - 12N	3/4	50/75/100	15.7	26.9	7,300	502	3,600	248
P - HLN - 16N	1	75/100	22.4	34.9	5,300	365	600	179

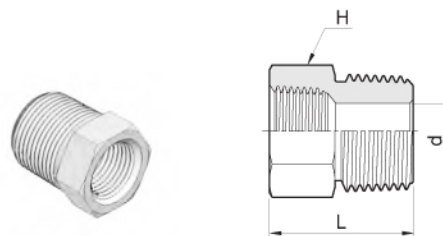
Hex Nipple
P-HGN



Male NPT to Male ISO Parallel

Part No.	NPT Thread Size	BSP/ISO Thread Size	L	ℓ	C	d	H Hex	Pressure Rating			
								SS316 Carbon Steel		Brass	
								psig	bar	psig	bar
P - HGN - 02N02G	1/8	1/8-28 228/1	27.4	7.1	13.7	4.1	14.20	10,000	689	5,000	344
P - HGN - 04N04G	1/4	1/4-19 228/1	36.8	11.2	17.8	5.8	19.05	8,000	551	4,000	275
P - HGN - 06N06G	3/8	3/8-19 228/1	37.6	11.2	21.8	7.9	22.20	7,800	537	3,900	268
P - HGN - 08N08G	1/2	1/2-14 228/1	45.0	14.2	26.1	11.9	26.90	7,700	530	3,800	261
P - HGN - 12N12G	3/4	3/4-14 228/1	49.0	15.7	31.5	15.7	33.30	7,300	502	3,600	248
P - HGN - 16N16G	1	1-11 228/1	56.9	18.3	38.9	19.8	41.00	5,300	365	2,600	179

Hex Bushing
P-HB



Male NPT to Reduced Female NPT.

Part No.	Male Pipe Size	Female Pipe Size	L	d	H Width Across Flat	Working Pressure (PSIG)			Pressure Rating			
									SS316 Carbon Steel		Brass	
						316SS	Brass	Carbon Steel	psig	bar	psig	bar
P - HB - 0402N	1/4	1/8	26.7	7.1	14.20	5600	3100	6200	6,500	447	3,200	220
P - HB - 0602N	3/8	1/8	21.8	8.5	17.40				6,500	447	3,200	220
P - HB - 0604N	3/8	1/4	30.0	9.6	19.05	5200	3100	6200	6,600	454	3,300	227
P - HB - 0802N	1/2	1/8	27.4	8.5	22.20	-	-	-	6,500	447	3,200	220
P - HB - 0804N	1/2	1/4	27.4	11.7	22.20	5800	3100	6200	6,600	454	3,300	227
P - HB - 0806N	1/2	3/8	35.6	11.9	22.20	4400	2500	5100	5,300	365	2,600	179
P - HB - 1204N	3/4	1/4	27.4	11.4	26.90	-	-	-	6,600	454	3,300	227
P - HB - 1206N	3/4	3/8	27.4	15.0	26.90	-	-	-	5,300	365	2,600	179
P - HB - 1208N	3/4	1/2	41.4	15.7	26.90	-	-	-	4,900	337	2,400	165
P - HB - 1604N	1	1/4	34.8	11.4	34.90	-	-	-	6,600	454	3,300	227
P - HB - 1608N	1	1/2	34.8	18.5	34.90	-	-	-	4,900	337	2,400	165
P - HB - 1612N	1	3/4	47.0	22.4	34.90	-	-	-	4,600	316	2,300	158