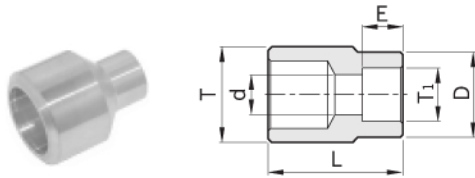




## Tube Weld to Tube Socket Weld

### P-WTT

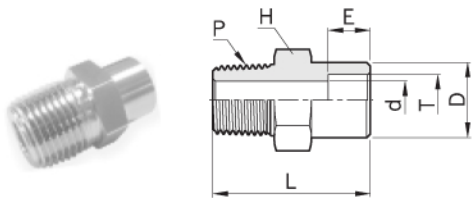


Part No.	T Tube Size	T <sub>1</sub> Tube Socket Size	L	D	d	E	Working Pressure SS316	
							psig	bar
P - WTT - 4T2T	1/4	1/8	14.2	7.4	2.3	2.5	11,800	813
P - WTT - 6T4T	3/8	1/4	19.1	12.2	4.6	7.1	7,700	530
P - WTT - 8T4T	1/2	1/4	22.4	18.2	4.6	7.1	7,000	482
P - WTT - 8T6T	1/2	3/8	22.4	15.7	8.1	7.9	7,000	482
P - WTT - 12T8T	3/4	1/2	28.4	18.5	10.2	9.7	5,900	406
P - WTT - 16T8T	1	1/2	35.1	18.5	10.2	9.7	5,600	344

Used to reduce from a tube butt weld or tube socket weld to a smaller tube size

## Male Connector Weld

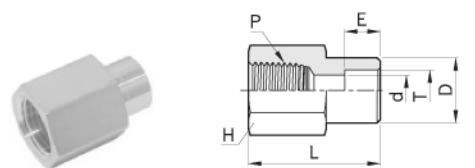
### P-WMC



Part No.	T Tube O.D	P-NPT Male Pipe Size	L	D	d	E	H Width Across Flat	Working Pressure SS316	
								psig	bar
P - WMC - 4T04N	1/4	1/4	29.2	12.2	4.6	7.1	14.20	7,500	516
P - WMC - 6T04N	3/8	1/4	31.8	15.3	7.1	7.9	15.80	7,500	516
P - WMC - 6T06N	3/8	3/8	31.8	15.3	7.1	7.9	17.40	7,300	502
P - WMC - 6T08N	3/8	1/2	37.3	15.3	7.1	7.9	22.20	7,200	496
P - WMC - 8T04N	1/2	1/4	33.3	18.5	7.1	9.7	19.05	6,200	427
P - WMC - 8T06N	1/2	3/8	33.3	18.5	9.4	9.7	19.05	6,200	427
P - WMC - 8T08N	1/2	1/2	38.9	18.5	10.2	9.7	22.20	6,200	427

## Female Connector Weld

### P-WFC



Part No.	T Tube O.D	P-NPT Female Pipe Size	L	D	d	E	H Width Across Flat	Working Pressure SS316	
								psig	bar
P - WFC - 2T02N	1/8	1/8	21.1	7.4	2.3	2.5	14.20	6,100	420
P - WFC - 4T02N	1/4	1/8	26.7	12.2	4.6	7.1	14.20	6,100	420
P - WFC - 4T04N	1/4	1/4	30.0	12.2	4.6	7.1	19.05	6,200	427
P - WFC - 6T04N	3/8	1/4	31.5	15.3	7.1	7.9	19.05	6,200	427
P - WFC - 8T06N	1/2	3/8	34.5	18.5	10.2	9.7	22.20	5,000	344
P - WFC - 8T08N	1/2	1/2	40.4	18.5	10.2	9.7	26.90	4,600	316
P - WFC - 10T08N	5/8	1/2	41.9	23.4	12.7	10.4	24.90	4,600	316
P - WFC - 12T12N	3/4	3/4	43.9	26.4	15.7	11.2	33.30	4,300	296